

# Office 365

---

DAIVA ASAD


UGDYMO TURINIO DEPARTAMENTO  
UGDYMO TURINIO SKLAIDOS SKYRIAUS METODININKĖ  
NACIONALINĖ ŠVIETIMO AGENTŪRA



Kam?

<https://www.youtube.com/watch?v=GNEZTIuv kM>

---



Darbo su Office 365 pradžia

<https://www.youtube.com/watch?v=ER59xRbD7zc>



Kaip prisijungti prie savo "Office 365" paskyros  
[https://www.youtube.com/watch?v=a\\_ddjhA0xnk](https://www.youtube.com/watch?v=a_ddjhA0xnk)

---

Kaip prisijungti prie savo "Office 365" paskyros

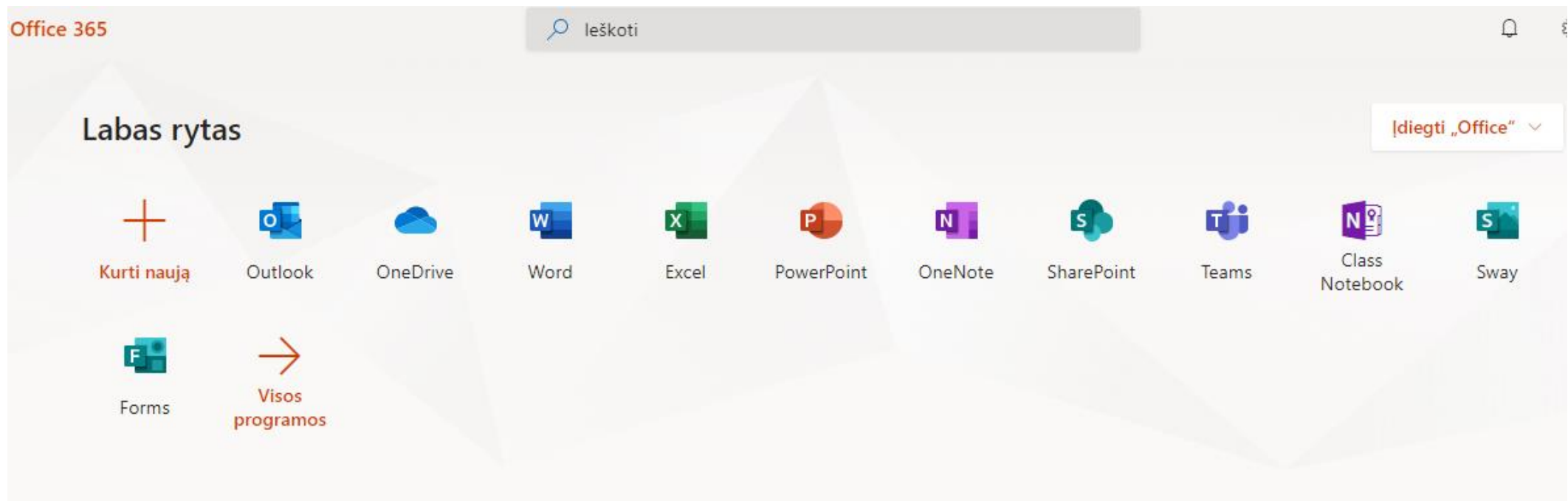
Kaip pakeisti "Office 365" paskyros kalbą

<https://www.youtube.com/watch?v=DV4zyFy0iyA>

---

Kaip pakeisti "Office 365" paskyros kalbą

<https://www.office.com/>




# Žinynas

<https://support.office.com>

The screenshot shows the Microsoft Office support website. At the top, there is a navigation bar with the Microsoft logo, the word "Office", and several menu items: "Produktai", "Ištekliai", "Šablonai", "Palaikymas", and a button "Įsigykite „Microsoft 365“". To the right of the navigation bar, there are icons for search, shopping cart, and account. Below the navigation bar, there is a secondary menu with items: "Programos", "Diegimas", "Paskyra", "Mokymas", and "Administravimas". A message below the menu reads: "Palaikykite ryšį ir dirbkite produktyviai naudodami „Teams“ ir „Microsoft 365“, net kai dirbate nuotoliniu būdu. Sužinokite daugiau". The main content area features a large banner image of a woman working at a desk. Overlaid on the banner is the text "Sveiki! Čia – „Office“ žinynas ir mokymas" and a search bar with the text "Kaip galėtume jums padėti?". Below the banner, there are several application icons: Outlook, OneDrive, Word, and Excel. A notification for Windows activation is visible on the right side of the banner area. At the bottom, a taskbar shows icons for various applications and the system clock displaying "10:4".

# Tinkle:

---

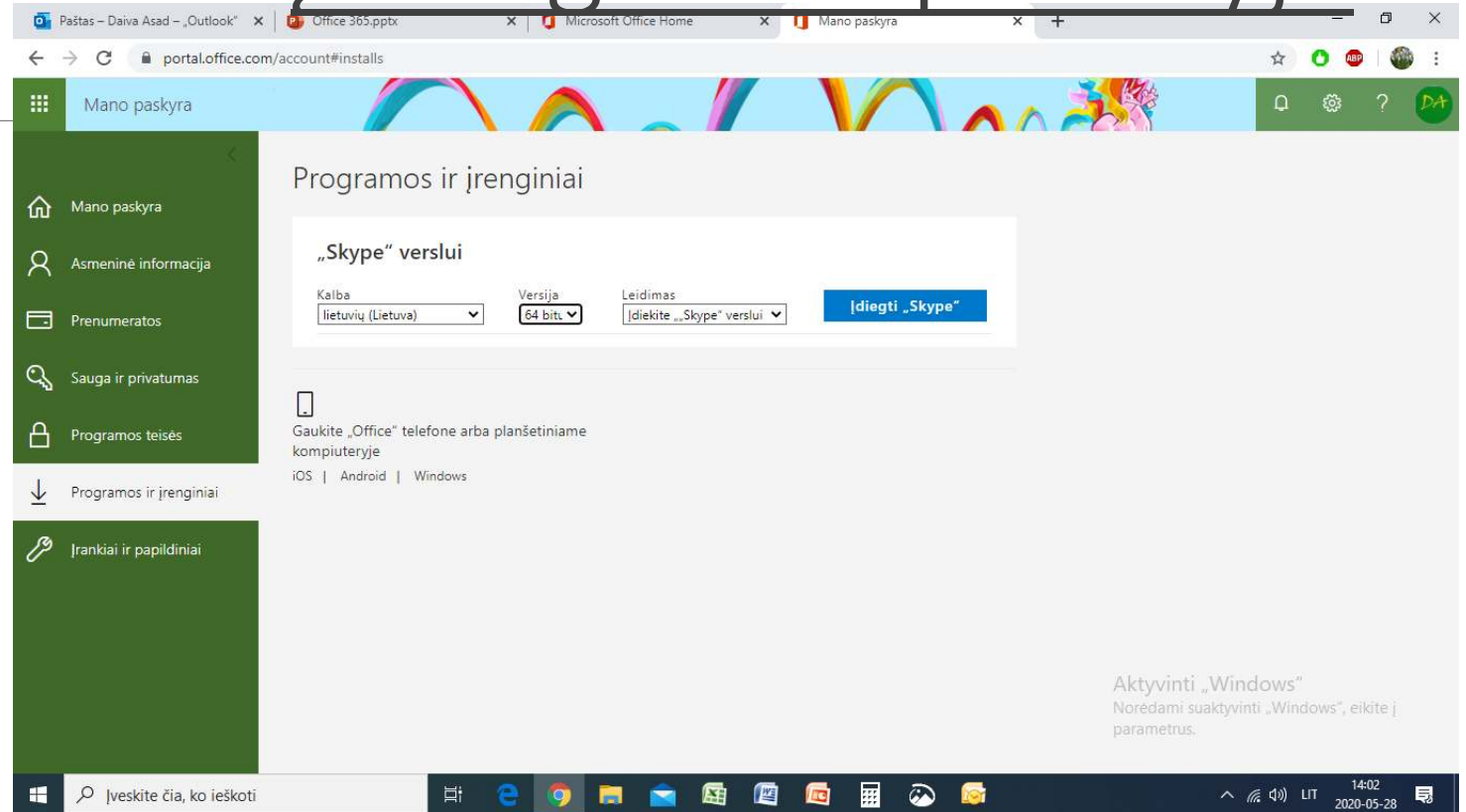
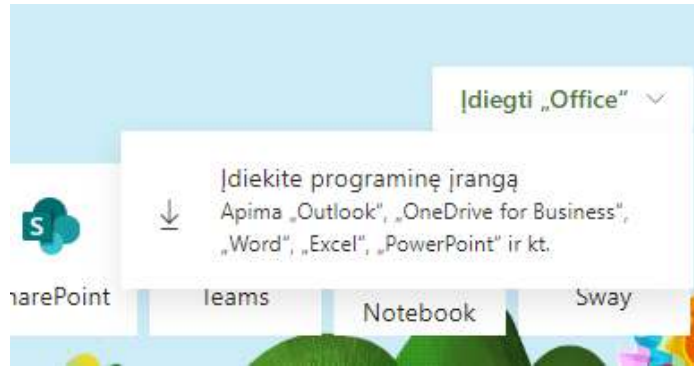


## Keliaudami visada išlikite informuoti

Naudodami „Outlook“ mobiliąją programėlę visada gausite el. laiškus ir dienotvarkės pakeitimus. Įtraukite savo darbo ir asmenines paskyras, kad visada turėtumėte naujausią informaciją.



# Microsoft Office 365 įsidięgti kompiuteryje:




Atsisiūsti į kompiuterį instaliacinį failą → Paleisti diegtis  
→ Sekti žingsnius...

Dažniausiai užduodami klausimai

<https://www.youtube.com/watch?v=bUpZSejLNIA>

---



# What is Office 365?

<https://www.youtube.com/watch?v=9tRqs368GgA>

